

Exploration of a 3-D World

Zachary R. Greer
TJHSST Computer Systems Lab
Alexandria, Virginia

February 18, 2009

Abstract

The project displays a window which allows the user to explore a minimal 3-D world using OpenGL. A grid of spheres are provided as reference. Mouse input is taken to modify the direction in which the user is looking, and keyboard input is taken for movement across a plane. Movement occurs with respect to the direction the user is looking along the xy-plane. Spherical coordinates are used to achieve this intuitively and easily.

1 Introduction

The main objective of this project in its current state is to create a 3-D environment that can be explored by the user. C was chosen to implement this because of its speed (Norvig, Fig. 1) and the OpenGL libraries it offers. Though other languages do offer graphical libraries, none are nearly as fast as C. C++ was discarded because of its constantly changing syntax and the author's unfamiliar-

ity with said syntax. Minimal though the features in this environment are, the goal is achieved. The user can move freely about on a plane, and can look around as she wishes. Intuitive mouse control and key layout are used for input.

Perspective and movement are implemented with spherical coordinates. This system translates easily to the controls, makes movement simple, and also describes the line of sight vector in a simple way for OpenGL to understand.

There are plans for networking, surface loading, physics, and a proximity-based chat system as well.

2 Background

The chat system I plan to use was inspired by "Proximity-based chat in a first person shooter: using a novel voice communication system for online play", by Gibbs, Wadley, and Benda, concerning the chat systems used in games. Namely, they generally consist of

a two way radio systems, which are not very conducive to the social aspect of the game. The article suggested instead employing a proximity-based system of chat, much like we see in real life. The study they did suggested that this enhances social, teamwork, and realism aspects of gaming, all extremely important in their own right. The plan is to use this system to attain precisely that effect.

”How computer gamers experience the game situation: a behavioral study”, by Clarke and Duimering, has varied suggestions on the structure of game, including controls, networking issues, and players’ reactions to gaming environments, as well as discussing players’ experience of the game, styles of play, and frequency of play. The study was done by interviewing FPS players of different skill levels about their in-game experience. These will be important considerations while constructing my project, as the users’ experiences should be as realistic and enjoyable as possible.

OpenGL is employed as the graphical interface. OpenGL is a free, open-source graphics interface compatible with C, and possesses powerful 3-D capabilities not seen in other graphical frontends.

Spherical coordinates are used to track and display the user’s line of sight. As will be seen in the Development section, this is the best way to store and modify this data, for input, line of sight, and movement reasons.




Figure 1: This is how the program currently looks.

3 Development

3.1 Current State of Development

In this stage, the program allows the user to explore a 3-D environment with a grid of reference objects, which move dynamically to where the user needs them, and takes key and mouse input. It displays fullscreen with realistic lighting, and recenters the mouse to allow the user to look anywhere without worrying about screen constraints.

3.2 Perspective

The first real issue presented to one trying to simulate a person exploring an environment is that of perspective. When the mouse moves to look around, what should be displayed? Thankfully, OpenGL handles some of that, in that it will look from one point towards

another point. Still, how do we best represent this? Rectangular coordinates, the ever-default of graphing systems, lend themselves to this conundrum rather poorly, due to the extreme incapacity in the realm of circles, which is what turning really is. The king of 3-D circular systems is, of course, the spherical coordinate system. I use spherical coordinates to determine the direction in which the player is looking. OpenGL asks for a vector to the point you want to look at in Cartesian coordinates. To achieve this, I store a phi and a theta for the user, as this is the most intuitive way to describe how you look around.

We know the vector in which the player is looking, and the player's position. How do we describe this as a point to which OpenGL can look at?

With the radius equal to 1, the spherical format can easily describe a point to look at. In $\langle x, y, z \rangle$ format, the point is:

$$\langle x_v, y_v, z_v \rangle = \langle x_p + \cos(\theta) * \cos(\phi), y_p + \sin(\theta), z_p \rangle \tag{1}$$

where $\langle x_v, y_v, z_v \rangle$ is the position vector of the point you want to view, and $\langle x_p, y_p, z_p \rangle$ is the position vector of the player. One of the reasons this is so useful is that it translates easily to the mouse. If the mouse moves right, increment θ . If it moves left, decrement θ . If it moves up, decrement ϕ . Down, increment ϕ . The other use of this system is that for moving, to obtain an $\langle x, y \rangle$ unit vector in the direction you want to travel, you just take $\langle \cos(\theta), \sin(\theta) \rangle$.

Another upside to this system is that the entire line of sight vector (and motion vector)

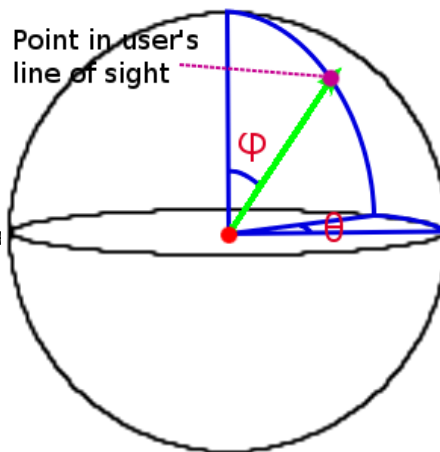
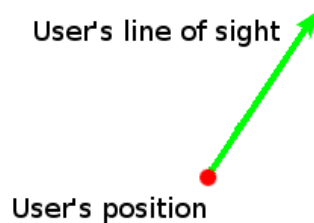


Figure 2: Shown is the user's position in a sphere, with the relevant angles labeled.

can be described with two variables, which are quickly modified and also quick to produce either vector.

4 Analysis

At the moment, I have very little analyze beyond that it works. The end goal of this project is as a product for users, so it will then be evaluated in a very similar way to the interviews done by Clarke and Duimering, where I will ask users questions encouraging analysis. Intuitiveness of use, appeal, and bugs/glitches are all things to evaluate based on. However, with just the viewing working, all I can evaluate is if the display works as expected and models the way we view things in real life, which it does.

5 Results and Conclusions

The project was successful as far as it has gone. It displays the minimal 3-D world it has, and allows the user to explore it.

Future goals include networking, surface loading, a realistic physics system, and a proximity-based chat system.

Networking will be implemented with MPI, the message passing interface, as this is a well-developed networking tool mostly devoid of bugs.

Surface loading will allow for actual, recognizable environments for the user to explore. Combined with a physics system, this will allow the user to explore the environment in a

way much resembling real life.

The final component, a chat system, would allow users to interact over the network in this virtual world. Furthermore, they would be able to interact through realistic speech, quieted over a distance, rather than a radio or text messaging system, which detracts from the realism in the simulation.

If this is a successful chat system, and users do indeed find it to enhance socialization, and I have every reason to believe they will (Gibbs, Wadley, and Benda), this could be a major point for others build off of. Anyone creating a networked environment for users to interact could employ this system, both for improved realism and greater social enjoyment for users.

I feel that my conclusions thus far are superficial, due mainly to the extremely incomplete nature of my project. I have high hopes for improvement over the course of the year.

6 Acknowledgements

I would like to thank Shane Torbert for introducing me to computer science, as well as teaching me most everything I know about programming, and I'd like to thank Nick Starr and Stephen Drodge for teaching me the rest. I'd also like to thank Randolph Lattimer for his support and flexibility with this project so far, and I look forward to working with him the rest of the year.

References

- [1] Clarke, Delwin, and P. Robert Duimering. “How Computer Gamers Experience the Game Situation: A Behavioral Study.” The ACM Digital Library. 2006. 30 Oct. 2008
<http://portal.acm.org/citation.cfm?id=1146816.1146827coll=ACMdl=ACMCFID=8522235CFTOKI>
- [2] Gibbs, Martin, Greg Wadley, and Peter Benda. “Proximity-Based Chat in a First Person Shooter: Using a Novel Voice Communication System for On-line Play.” The ACM Digital Library. 2006. 30 Oct. 2008
<http://portal.acm.org/citation.cfm?id=1231894.1231909coll=ACMdl=ACMCFID=8522235CFTOKI>
- [3] Norvig, Peter. “Python for Lisp Programmers.” Norvig.Com. 30 Oct. 2008
<http://norvig.com/python-lisp.html>.
- [4] Angel, Ed, David Shreiner, and Vicki Shreiner. “An Interactive Introduction to OpenGL Programming.” The ACM Digital Library. 2007. 21 Jan. 2009